Kanaria
カナリア

Katakana Chart

46 basic katakana with stroke order, plus dakuten, yōon and the extended kana for loanwords, with romaji

	A	I	U	E	O
A	 a	 i	 u	 e	 o
KA	 ka	 ki	 ku	 ke	 ko
SA	 sa	 shi	 su	 se	 so
TA	 ta	 chi	 tsu	 te	 to
NA	 na	 ni	 nu	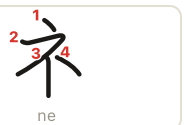 ne	 no
HA	 ha	 hi	 fu	 he	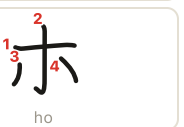 ho
MA	 ma	 mi	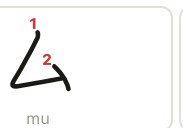 mu	 me	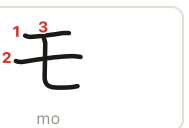 mo
YA	 ya		 yu		 yo
RA	 ra	 ri	ru	re	ro
WA	wa				wo
N	n				

Stroke Direction Tips

Four look-alikes are written in the same direction as their hiragana twins. Each stroke starts lower than the last, or further right.

shi

tsu

Shi: two dots stacked on the left, the last stroke sweeps up from the bottom. Tsu: two dots across the top, the last stroke drops down.

so

n

So: the short stroke stands upright at the top. N: the short stroke lies flat on the left, and the long stroke sweeps up.

Dakuten and Handakuten

	A	I	U	E	O
GA	ガ ga	ギ gi	グ gu	ゲ ge	ゴ go
ZA	ザ za	ジ ji	ズ zu	ゼ ze	ゾ zo
DA	ダ da	ヂ ji	ヅ zu	デ de	ド do
BA	バ ba	ビ bi	ブ bu	ベ be	ボ bo
PA	パ pa	ピ pi	プ pu	ペ pe	ポ po

Extended Katakana (Loanwords)

シェ she	チェ che	ジェ je	ティ ti	ディ di
トゥ tu	ドゥ du	ファ fa	フィ fi	フェ fe
フォ fo	ウィ wi	ウェ we	ウォ wo	ヴ vu
ヴァ va	ヴィ vi	ヴェ ve	ヴォ vo	ツァ tsa
フュ fyu	デュ dyu	テュ tyu		

Yōon (Combinations)

	YA	YU	YO
KY	キャ kya	キュ kyu	キョ kyo
SH	シャ sha	シュ shu	ショ sho
CH	チャ cha	チュ chu	チョ cho
NY	ニャ nya	ニュ nyu	ニョ nyo
HY	ヒャ hya	ヒュ hyu	ヒョ hyo
MY	ミャ mya	ミュ myu	ミョ myo
RY	リャ rya	リュ ryu	リョ ryo
GY	ギャ gya	ギュ gyu	ギョ gyo
J	ジャ ja	ジュ ju	ジョ jo
BY	ビャ bya	ビュ byu	ビョ byo
PY	ピャ pya	ピュ pyu	ピョ pyo

カ Practice this chart with spaced repetition in Kanaria, free on iPhone and iPad. **getkanaria.com/katakana-chart/**

Stroke order: KanjiVG (CC BY-SA 3.0) · © 2026 Kanaria